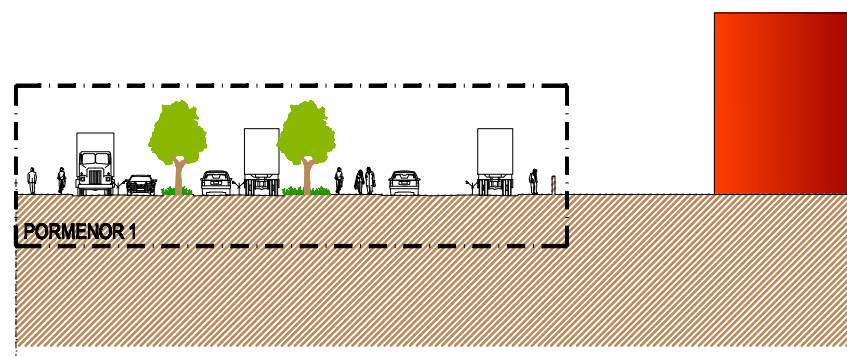
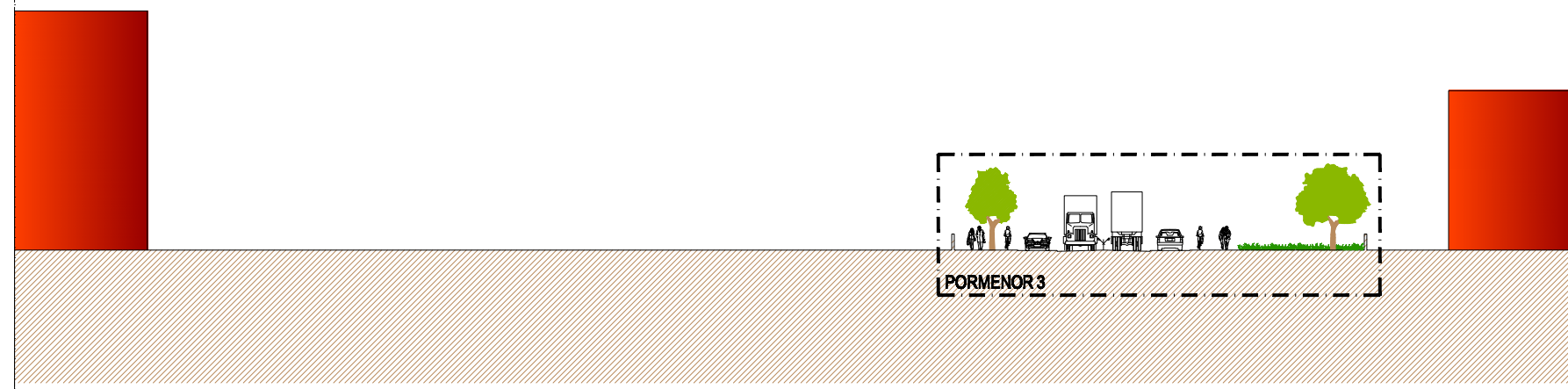



PERFIL A-B - ESCALA 1/500



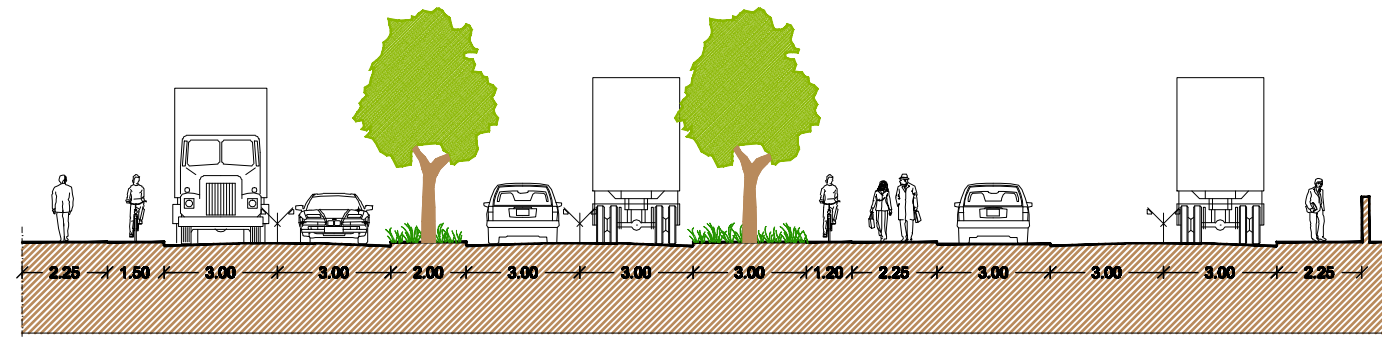
PERFIL C-D - ESCALA 1/500



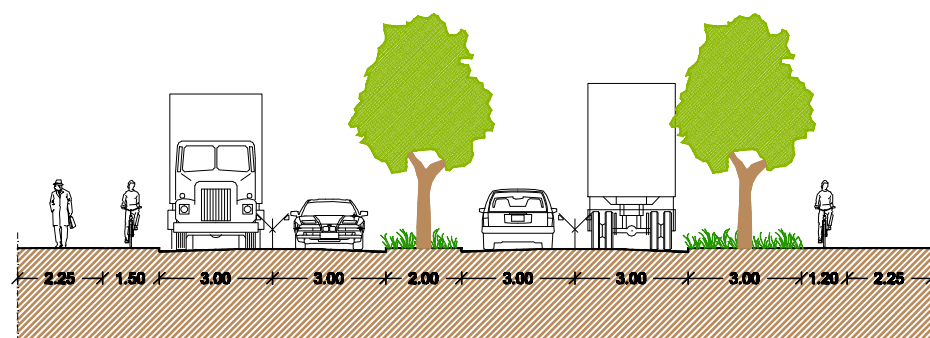
PERFIL E-F - ESCALA 1/500



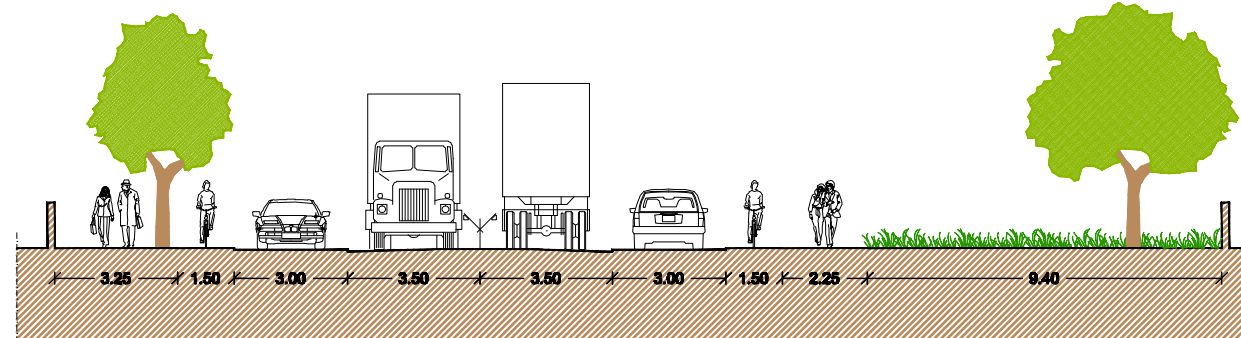
PERFIL G-H - ESCALA 1/500



PORMENOR 1 - ARRUEAMENTO PRINCIPAL COM BY-PASS - ESCALA 1/200



PORMENOR 2 - ARRUEAMENTO PRINCIPAL SEM BY-PASS - ESCALA 1/200



PORMENOR 3 - ARRUEAMENTO SECUNDÁRIO - ESCALA 1/200


LEGENDA


ESPAÇOS EDIFICADOS

- Comércio e/ou Serviços
- Indústria e/ou Armazenagem

ESPAÇOS VERDES

- Campo de Jogos



	CÂMARA MUNICIPAL DE ÁGUEDA DIVISÃO DE PLANEAMENTO, EMPREENDEDORISMO, AMBIENTE E TURISMO	DESENHO Nº: 9
	PLANO DE PORMENOR DO PARQUE EMPRESARIAL DO CASARÃO - ALTERAÇÃO POR ADAPTAÇÃO	
	PERFIS TRANSVERSAIS A-B, C-D, E-F, G-H / PORMENORES 1, 2, 3	
		ESCALA: 1/500 e 1/200 DATA: SETEMBRO 2011